

Tinder Dating Safety Guide

in collaboration with

Centre for Social Research (CSR), India



CSR





“

In this era of rapid technological progress, our lives seamlessly intertwine with the digital realm, transforming the way we connect, communicate, and seek companionship. Amidst this dynamic landscape, the importance of online safety and digital well-being cannot be overstated. For over a decade, the Centre for Social Research (CSR), India has been at the forefront, advocating for these critical aspects of our digital existence.

It's with immense pride that I introduce this collaborative effort between CSR India and Tinder, aimed at cultivating a safer online dating experience in our country. The potential of technology to bridge distances is awe-inspiring, yet it carries with it responsibilities and challenges. This online safety guide serves as a guiding light, offering priceless insights, practical advice, and a robust framework to ensure that our dating journey through the digital realm is secure and enriching.

Our partnership with Tinder represents a shared commitment to user safety, empowerment, and education. As we present this guide, I envision a future where individuals are armed with knowledge to make informed decisions, recognize potential risks, and navigate the online world with confidence. I firmly believe that the fusion of CSR India's decade-long expertise in digital well-being with Tinder's innovative approach to dating is shaping a safer and more respectful digital dating landscape.

My heartfelt gratitude goes out to the dedicated teams at CSR India and Tinder who have tirelessly worked to bring this guide to life. Together, let us embark on a path of responsible digital engagement, forging connections founded on trust, respect, and shared values. May this guide serve as a beacon, illuminating our way toward a digitally secure and fulfilling future.”

”

Dr. Ranjana Kumari,
Director, Centre for Social Research





Launched in 2012, Tinder is the world's most popular app for meeting new people and has been downloaded more than 530 million times and created more than 75 billion matches.


The safety of our users is paramount to everything we do. Our long-standing commitment to safety started with the Swipe feature, ultimately requiring mutual interest to send a message.

We know that safety is complex and personal - and we approach it from several different angles. We're constantly investing in ways to keep users safe while they're using Tinder – including a robust suite of safety features and in-app education, fraud detection technology, and working directly with law enforcement when needed.

Harassment of any kind has always been against Tinder's Community Guidelines. We have built a number of features to encourage healthy, respectful conversations on the app, before you're comfortable with meeting IRL.

We also work with external partners and experts to find innovative solutions, determine best practices and to create a trauma-informed support program for users if they do experience harm.

CSR



The Centre for Social Research (CSR), CSR India is a non-profit organisation based in New Delhi, India, and was founded in 1983. CSR India is dedicated to creating a violence-free, gender-just society through social research, education, capacity building and advocacy.

Being a frontrunner in the women's movement for four decades, CSR India is dedicated to ensuring women's safety, including in the online sphere. For over a decade, we have been actively engaged in working with children, youth, and women, focusing on digital safety and online well-being through a gender lens.

Through the simultaneous implementation of multiple programs focused on education, awareness generation, and capacity building, CSR India has effectively reached an impressive number of over 500,000 direct beneficiaries and potentially several million indirect beneficiaries. This achievement is attributed to its gender-sensitive Online Safety Educational Resources.

Tinder and CSR India have partnered to help young daters in India to navigate the online dating world. It's all about recognizing, identifying, and responding to different situations while ensuring a fun AND safe dating experience.

Check out this all-in-one guide on how to make the most of your dating experience, while also staying careful and respectful, both online and offline.

Online dating and Tinder



Nearly overnight, Tinder transformed the way the world meets by introducing a revolutionary new experience: The Swipe Feature. In the last 11 years, Tinder has led a societal shift of seismic proportions and there's no doubt that Tinder changed how we meet, forever.

It's no surprise that Tinder took off fast. The Swipe Feature took a large, diverse set of potential partners from all over the world and put them right at your fingertips. Tinder fulfilled a powerful human need by making meeting someone new stunningly simple and surprisingly fun - and you could do it all right from your couch.

Tinder continues to make it easy and fun for every new generation of singles to connect with someone new in whatever form they wish. That connection could last for the span of just a set of messages exchanged on the app, a day or night, or a lifetime.

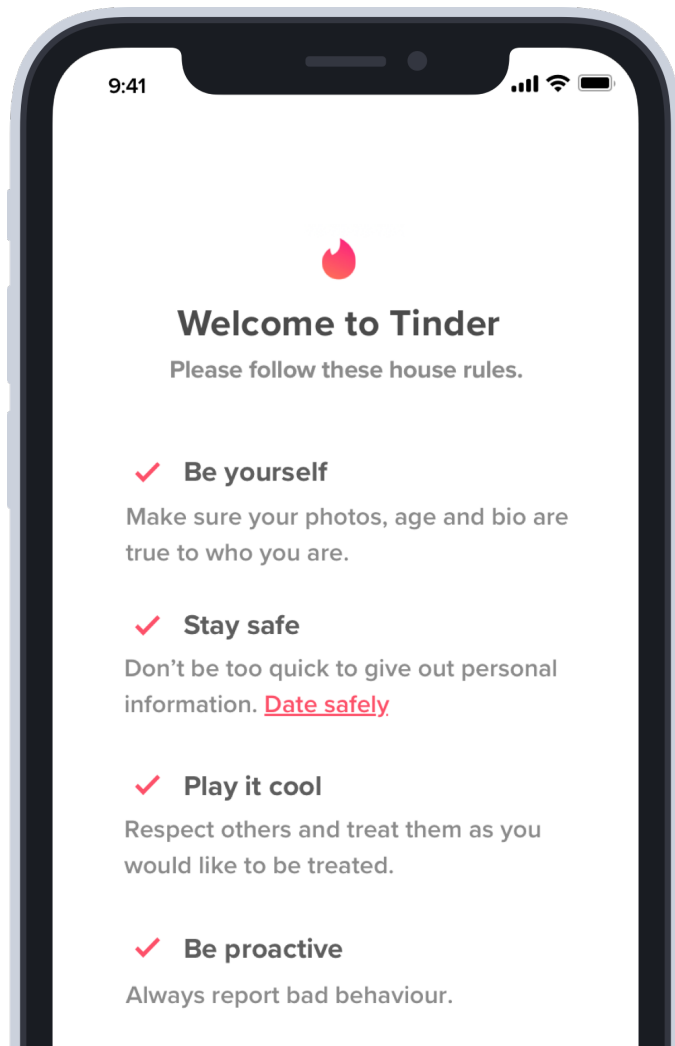
Safety goes hand in hand with fun; it's not fun or safety, it's fun AND safety. People are looking for spaces to represent their authentic selves and to do that they need to feel safe and they expect the platforms they spend time on to be investing in their safety.

At Tinder, we believe that healthy and safe dating begins from the moment you create your Tinder profile and send your first Like.

We're focused on creating industry-leading ways for people to connect and to remain safe both online and offline.

Papri Dev
Vice President, APAC Communications, Tinder

Tinder's Community Guidelines



When people first sign up for the app, they need to agree to our Community guidelines. This is the first message users receive from Tinder - and it's focused on safety and respect. Providing this simple code of conduct also directs new users to Tinder's safety tips.



Be Yourself

Make sure your photos, age and bio are true to who you are



Stay safe

Don't be too quick to give out personal information



Play it cool

Respect others and treat them as you would like to be treated




Be proactive

Always report bad behaviour

Tinder's Community Guidelines

(what you can't do on Tinder)



If you're honest, kind and respectful to others, you'll always be welcome on Tinder. If you choose not to be, you may not last. Our goal is to allow users to express themselves authentically as long as it doesn't offend others. Everyone is held to the same standard. We're asking you to be considerate, think before you act, and abide by our community guidelines both on and offline. You heard that right: your offline behaviour can lead to termination of your Tinder account.

Here's a list of our community policies. If you breach any of these policies, your account might be banned from Tinder and there will be no do-overs once we do.

- ❌ Nudity / sexual content
- ❌ Harassment
- ❌ Violence and physical harm
- ❌ Hate speech
- ❌ Private information
- ❌ Spam
- ❌ Promotion of solicitation
- ❌ Prostitution and trafficking
- ❌ Scamming
- ❌ Impersonation
- ❌ Be a minor
- ❌ Copyright and Trademark infringement
- ❌ Illegal usage
- ❌ Multiple account owners
- ❌ Third party apps
- ❌ Violent content
- ❌ Promotion of business
- ❌ Social media handles
- ❌ Posting images without consent



Tinder's safety features in India

Every day, people trust Tinder to introduce them to new people. With this comes an essential responsibility, and the app is constantly evolving to help make every experience feel safe, respectful and positive. From searching, to messaging to video chatting, here are the top safety-focused features on Tinder in India.



Mutual Matching

To start a conversation, two people must have mutually liked each other, thanks to the Swipe Right feature, meaning nobody is getting unsolicited messages from someone they haven't expressed interest in.

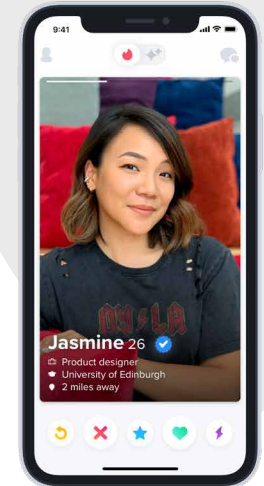
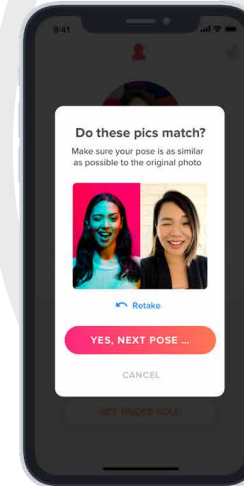

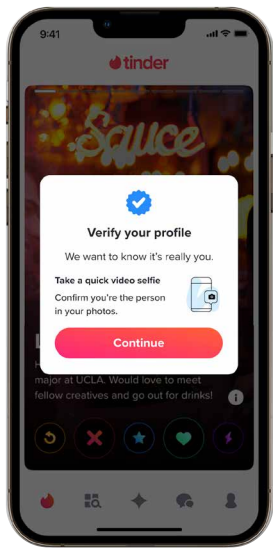


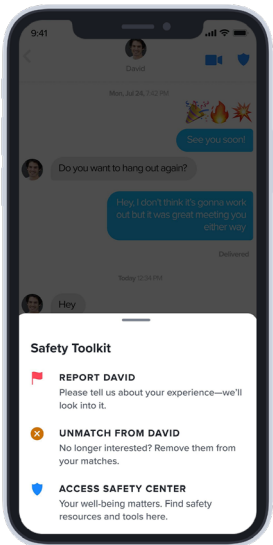
Photo Verification

Once someone has created their Tinder profile, and added their photos during the sign-up process, they are encouraged to utilise Tinder's Photo Verification feature. Users who verify their profile get a blue tick and are more likely to get a match, too. Within their Message Settings, Photo Verified users can also opt to only receive messages from other Photo Verified users.



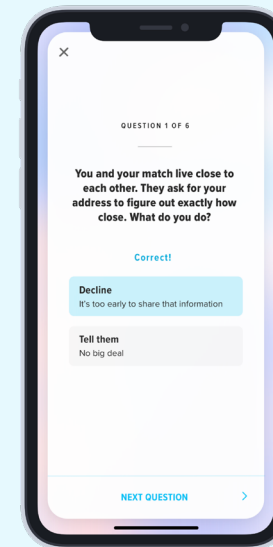
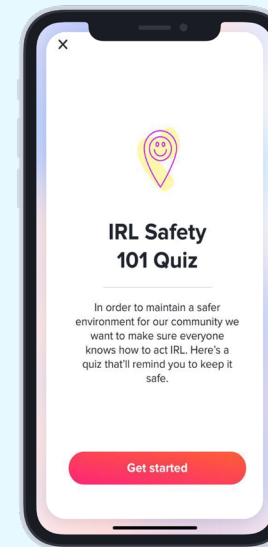
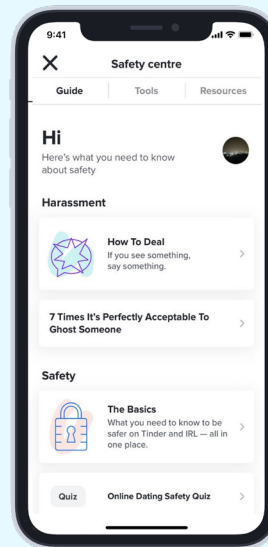
Video Selfie

Video selfie takes Photo Verification to the next level. Until now, users would take still photos while holding a series of static poses, and these photos were compared against others on the user's profile. Now, if users want to get photo verified they will have to complete a series of video prompts. While no photo verification process is perfect, this helps Tinder keep those blue checkmarks more real.



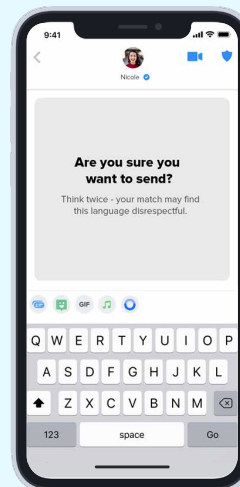
Unmatch

Tinder users are able to unmatch or block someone at any time for any reason, whether it wasn't a good fit or something more serious. Once unmatched, that person will no longer appear in the match list or message list and they won't be able to see you or message you anymore. Users can report someone they have either chosen to unmatch, or have been unmatched with, at any time.



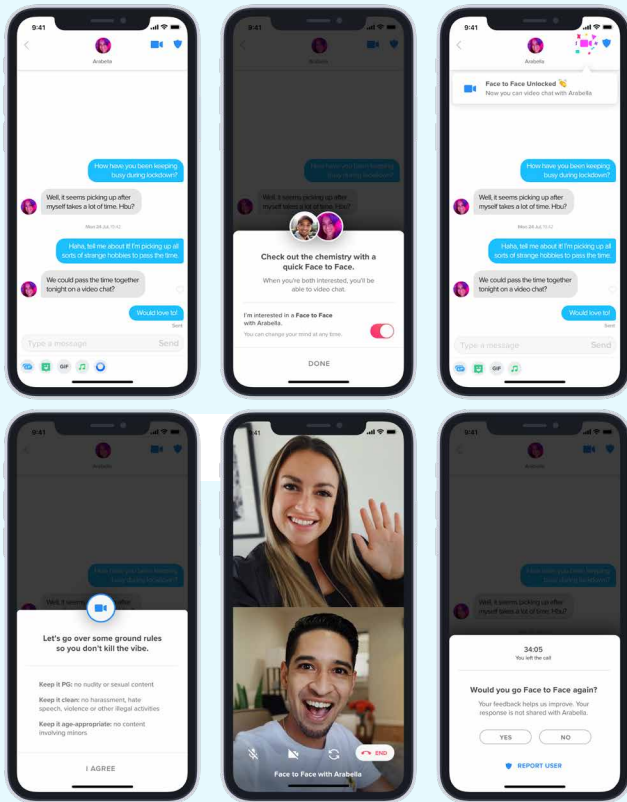
India Safety Centre

Tinder's Safety Centre is an interactive part of the app that includes local resources, articles, tips, quizzes and information about safety and privacy features. It's available at any time - from settings and from the safety shield that appears when users are chatting. The Safety Centre was developed in collaboration with the Match Group Advisory Council and additional NGO partners to not only help protect, but also to educate users so they can make more informed choices on the app and IRL.



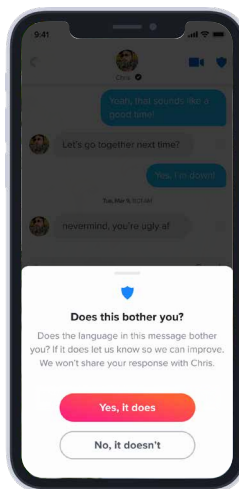
Are You Sure?

This feature prompts the sender 'Are You Sure?' if they are about to share a potentially offensive message. Tinder not only relies on people reporting inappropriate content, it works to catch it proactively too. The feature has been enhanced to include more language that Tinder classifies as harmful or inappropriate, such as terms related to hate speech, sexual exploitation or harassment. As always, bad behaviour and patterns of inappropriate content can result in someone's removal from Tinder.



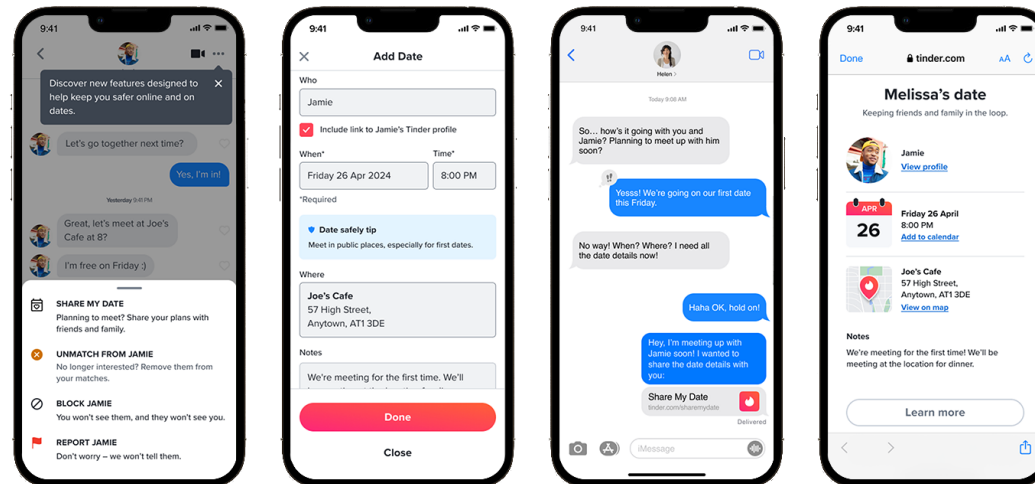
Video Chat

Tinder's video chat feature was built with control and comfort as its first priority. The in-app video calling feature allows users to meet digitally, verify their match is genuine and better assess whether the chemistry is there before an IRL date - all without giving out personal contact details.



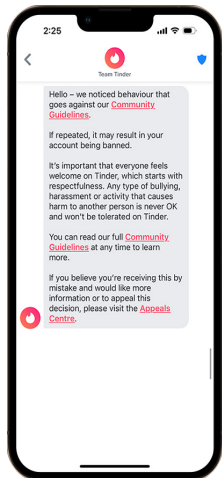
Does This Bother You?

Similar to Are You Sure?, Does This Bother You? asks users this question when they receive a potentially offensive message on Tinder. When someone responds 'yes' to the "Does This Bother You?" prompt, they have the option to report the sender for their behaviour. This feature has helped increase reporting of harassment. It has been enhanced to include more language that Tinder classifies as harmful or inappropriate, such as terms related to hate speech, sexual exploitation or harassment.



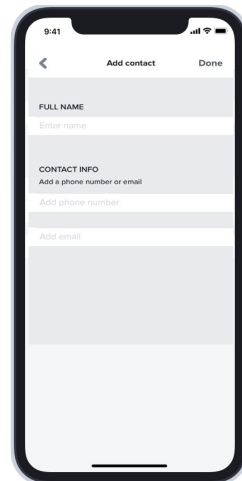
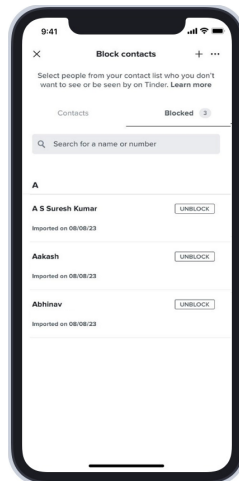
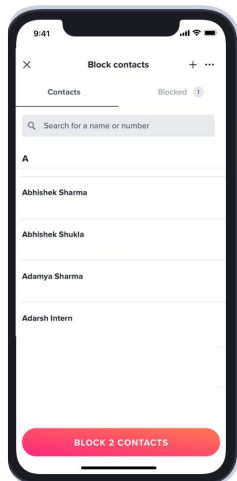
Share My Date

Tinder allows users who are matching with partners to share details of their upcoming dates with people they trust, in order to let others know where they are headed and with whom. Share My Date is designed for pals, parents, and peers alike. With one easy link, users can share information about the date—including location, date, time, and a photo of their match—directly from the app. They can decide who they want to share their date with and create an unlimited number of dates within the app up to 30 days in advance.



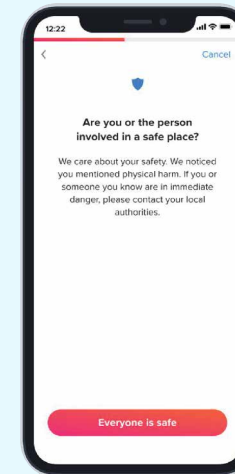
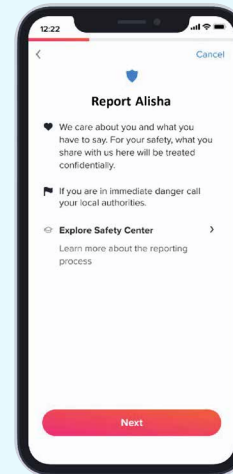
User Warning

The new warnings aim to enhance transparency and improve in-app behaviour when engaging with other users, addressing issues such as harassment, advertising, and impersonation. These warnings offer additional guidance to inform users about inappropriate behaviour and provide immediate opportunities to correct their actions. They are classified into three categories: authenticity, respectfulness, and inclusiveness, helping to create a safer and more respectful online environment.



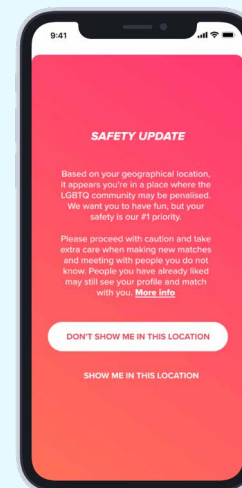
Block Contacts

Block Contacts allows users to block personal contacts they'd rather not see nor seen by, in the app – empowering them to confidently “like” their way to new connections without any unwanted surprises. Whether those contacts are already on Tinder or decide to download it later using the same contact info, they won't ever appear as a potential match.



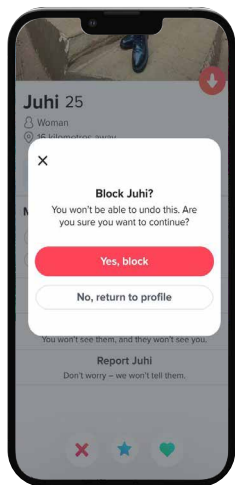
Reporting

Tinder uses a robust reporting framework that combines technology and human review to swiftly evaluate user behaviour, ensuring it adheres to our Community Guidelines. Users can report someone directly from a profile or reach out through the Safety Centre in the app at any time. We take reports very seriously.



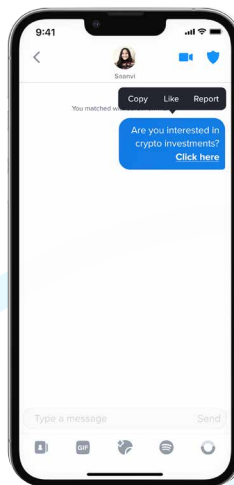
Traveller Alert

When LGBTQIA+ users travel IRL or use Tinder's Passport feature in a country with laws that penalise their community, they are alerted and given a choice to opt out before their profile is shown in the area. Tinder can be a great way to meet people when travelling, but safety comes first.



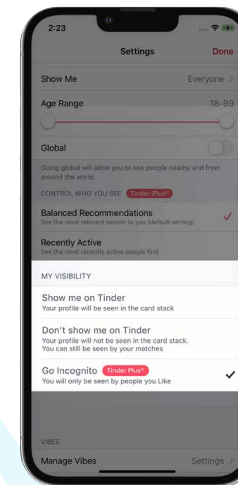
Block Profile

Block Profile is an important step to give users the option to choose who they want to see on Tinder. Now, when profiles are suggested, before matching, users can block them so they don't show up again. It's an easy way to avoid seeing a boss or an ex. This new feature comes in addition to Block Contacts and blocking following making a report.



Long Press Reporting

Tinder wants it to be as easy as possible for users to report bad behaviour. Long press reporting lets people tap and hold offensive messages, launching the reporting flow directly in the chat experience. By simplifying this flow, Tinder hopes more users will report bad behaviour, allowing it to take appropriate action against accounts that violate the Community Guidelines.



Incognito Mode

Incognito Mode is a step up from fully hiding your profile. Subscribers can still Like and Nope in the app, but only those whom they've Liked will see them in their recommendations. Take complete control over who sees you while scrolling through profiles on Tinder.



Green Flags

We all know there are red flags to look out for in the world of dating, but do you know there are also plenty of green flags, or positive signs, that could suggest you're onto a winner? Focussing on green flags can ensure you're always in control and help confirm that you've found a keeper.

Some of the green flags to look out for include:



Insightful bios that give you a sneak peek into their personality, interests, and sometimes even their sense of humour



Prioritising making time for you



Explicitly discussing boundaries



Having an open mind and showing kindness



Have clear intentions about what they are looking for



Making an effort to keep the conversation going & interesting



Remembering the little things



Being vulnerable in front of you



Making you feel comfortable being your true self



They show consistency in communication



Meeting Online



Building safe and meaningful connections online



Protect personal details

Never share ANY personal information with people you don't know. Your date of birth, address, where you go to college or work, your usual routine details, or any information about your family and friends should be kept private.



Look for profiles with Photo Verification

Reduce your chances of encountering fake profiles by matching with people with a blue tick against their name. Photo Verification helps confirm that they are the person in their profile by comparing profile photos with a series of posed photos taken in-app. On Tinder, you can even choose to only see people who are already Photo Verified.



Stick to Tinder

Once you've got the ball rolling with a match, be cautious and alert if they try to move the conversation to other apps right away - they could be trying to bypass Tinder's Safe Message Filters. Staying on the Tinder platform is a great (and safe) idea as it only allows texts, emojis and video calls. Also, you don't have to worry about receiving any unwanted pictures.



Keep it secure

Your Tinder password should be stronger than the chemistry with your match, and that's saying something. Make sure you're careful when logging in from a public/shared computer and beware of any Tinder emails that ask for your username and password information (we wouldn't send emails like this). If you receive an email asking for account info, report it immediately!



Be wary of scams

Watch out for scammers who ask for financial help and anyone who won't talk on a phone/video call—they may not be who they say they are. If someone is avoiding your questions or pushing for a serious relationship without meeting or getting to know you first, that's probably a red flag (red flags are warning signs of potentially ongoing troubling or negative behaviour).



Meeting in person

Having a fun and safe IRL dating experience



Take Your Time

Before you shift things to IRL, take your time to get to know the other person. Don't be afraid to ask questions or get on a video chat to screen your match before meeting them. Make sure you feel at ease and don't rush it.



Meet in a public place

Opt for public places especially if you are meeting for the first time. Cute cafes, good restaurants, or parks could be good spots for your first date.



Limit your drinks

Stay sharp and in control. Know your own limits and never feel pressured, or pressure anyone else, into drinking more than you/t hey want to. In fact, opt for sober date options like grabbing a tea or coffee, going for a comedy show, or a karaoke night to keep the conversation bubbling without the buzz, especially for your first date.



Always have a backup

In case you need to make a quick exit, have a backup plan and be safe! Keep your friends in the loop or tell a family member about your whereabouts. If you are sharing a cab with your date, send your ride details to a friend.



Instincts are heroes

Trust your gut feelings. If the vibes don't feel right, don't hesitate to leave. Your comfort and safety should always be a top priority.



Avoid making advance payments

If your date asks for money in advance, it's a red flag. Reputable venues don't ask for advance payments!



Verify the restaurant's authenticity via reviews

Got a date suggestion at a fancy spot? Do a quick check online. If it feels off, consider picking a familiar location.



Keep loved ones in loop with Share My Date

Use Tinder's "Share My Date" to share your date's details like location, time, photo with loved ones for added safety.

Let's talk Consent

Asking for consent

Dating and physical intimacy can be difficult terrain to navigate. Every person you meet will have their own boundaries and expectations — communication is key. This is where consent comes into play. It's a necessary part of any connection.

Consent is pretty simple, really. Sometimes it is expressed with words, sometimes with actions. The point is that, if you meet someone online or in person, you have a responsibility to respect their boundaries, and they must respect yours. If you aren't absolutely sure what they're comfortable with, just ask.

In partnership with Yuvva and Pink Legal, Tinder's www.letstalkconsent.com is a resource center for all things consent on and off the app. This initiative intends to start a dialogue around consent and educate young adults who demand more honest and authentic conversations.

Additionally, Tinder also launched a first-of-its-kind, online self-learning course, Let's Talk Consent, focused on interpersonal consent in partnership with Yuva. The course hosted on Coursera for free, provides reliable and authentic guidance about interpersonal consent to young adults in India for the very first time.

Consent doesn't always have to be verbal, but verbally agreeing to different sexual activities can help both you and your partner respect each other's boundaries. Verbal consent can include saying “yes,” “don't stop” or telling a partner what you want. Some examples of non-verbal consent include nodding, pulling someone closer, or active engagement, such as mutual touching.

Remember that nonverbal cues tend to be less clear when you're with a new partner, so it's always best to use verbal consent until you know someone well. And besides, asking for consent can be sexy. Consent should always be clear, enthusiastic, and ongoing throughout sexual activity. It's really important for everyone in the relationship to feel comfortable with what's happening and communicate that comfort every step of the way.

Withdrawing consent

You can withdraw consent at any point if you feel uncomfortable. One way to do this is to clearly communicate to your partner that you are no longer comfortable with this activity and wish to stop. Withdrawing consent can sometimes be challenging or difficult to do verbally, so non-verbal cues can also be used to convey this. The best way to ensure that all parties are comfortable with any sexual activity is to talk about it, check in periodically, and make sure everyone involved consents before escalating or changing activities.

Giving Consent

If you do not feel comfortable engaging in any type of activity, you do not have to and no one has the right to pressure you into it. Be clear about your intentions and know that no date (or anyone) has a right to push your boundaries—and you shouldn't push anyone else's.

If you're not sure about whether the other person is enthusiastic about a particular activity, ask them.

Remember, the lack of “no” is not a “yes.”

Breach of Consent

If you are in a situation where your consent has been breached, here is what you can do:

Stay calm

Analyse the situation calmly and don't panic. Panicking will only cloud your mind and not help you think clearly about what your next steps should be.

Follow your gut

If you are confused about whether or not your consent was breached, it is most likely that it was breached. Remember, if you had given your complete and enthusiastic consent, the confusion would not arise in the first place. When in doubt, always go with your gut feeling.

Plan your recourse

Decide what action you want to take next. You could choose to confront or have a discussion with the partner who breached your consent. You could also take legal action against the partner for breach of consent.

Share the burden

If you can, share your experience, feelings, and thoughts with someone who you trust, like a family member or friend. This will help reduce your emotional burden. If you decide to take action, having a companion through this process will make it easier for you.

TINDER LOVE & CARE

Sexual Wellbeing

When it comes to intimacy, it's often the case of different strokes for different folks. Before discussing your intimacy needs with anyone, it's important to put your comfort first. When you would like to get intimate with someone, how far would you like to go, and what your boundaries may be are all such a personal and subjective choice. There's no one 'right' way to bring up this conversation – the rule of thumb is to approach it with care and sensitivity in a manner that is respectful to both your feelings.

Tinder's dating wellness guide, [Tinder Love and Care](#), features advice and insights from prominent female experts and queer voices in India, covering a range of topics such as sexual health, intimacy and fostering honest conversations with dates, all while prioritising self-care.



Trust, respect, and care

These are the three non-negotiables of every intimate experience. But, this doesn't mean you need to be in a serious relationship with someone – it just means whatever your relationship goal is, you should be able to feel good about it.



All about the small things

In order to build that connection with someone, the little things do matter. A simple compliment such as letting your date know they look amazing, or something like gently caressing their hand during dinner if they'd like can go a long way in building that chemistry!



Talk it out

Spend some time discussing what's on your mind with your partner in a space that feels safe for you both. It's important to be on the same page about safety, consent, and pleasure, so you could together decide what things you would like to try and avoid while getting intimate for the first time.




It's OK to change your mind

Please know that you don't have to go through with an experience just because you initiated it. You can pause or even completely stop the act if you're not feeling it. Go slow, pace yourself, and have a good time, of course!



Feedback is a must

Whether it's in the moment or after an intimate session, both of you should be able to communicate how you're feeling. You could talk about the bits you enjoyed, the bits that were meh or a big no, and what else you would like to experiment with if there's going to be a next time.



Harassment

If you see something, say something. You know when someone's crossed the line and when they do — we want to know about it because we want to help make Tinder a safe way to meet new people: You can report anyone on the app that makes you uncomfortable or breaches our guidelines, has committed a serious crime, or you know from personal experience has committed such behaviours before. We'll walk through how to report on the next few pages.

We're here for you. We take harassment very seriously and we don't want it on Tinder. Here are some examples of why we ban accounts:



Discriminatory slurs, derogatory language, or hate speech



Sending threats or offensive messages to someone on and off the app



Violence and physical harm



Sending sexually explicit content off the app without your match's consent

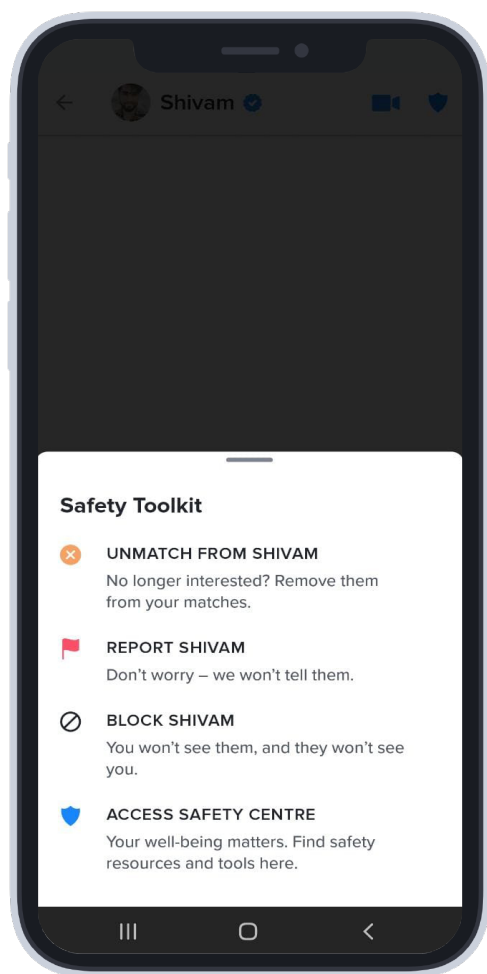


Sending spam or solicitation, including links to commercial websites or attempts to sell products or services

We take all reports of harassment seriously and so should you. But we won't know if someone is harassing you when you take things offline. If someone sends you harassing messages, on or off the app, let us know via the in-app safety centre and we'll take it from there.

Unmatching and Reporting

While most people have a positive experience, sadly not everyone has good intentions. When you come across something suss or when someone crosses the line, we want you to let us know and encourage you to unmatch, and/or report anyone that breaches our terms.



Tinder is not for:

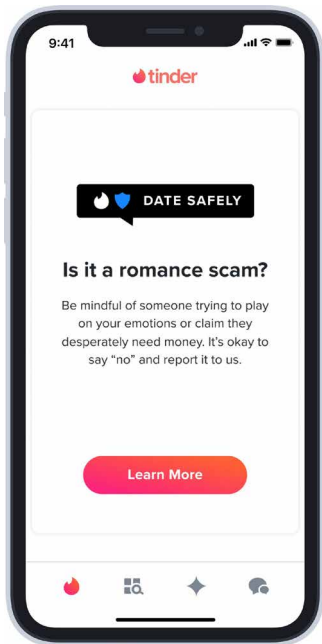
- ❌ Nudity/Sexual Content
- ❌ Harassment, hate speech threats, and offensive messages (both on and off the app)
- ❌ Fraudulent profiles
- ❌ Requests for money or donations
- ❌ Violence or inappropriate and harmful behaviour during or after meeting in person
- ❌ Underage users or impersonation
- ❌ Private Information Broadcasts - yours or anyone else's
- ❌ Spam or solicitation including links to commercial websites or attempts to sell products or services

How to unmatch

Whether you realise you just aren't that interested or your match starts acting inappropriately, you can always unmatch them.

When you unmatch someone, you'll disappear from their match list and vice versa, and they won't be able to see you or message you anymore.

To unmatch someone, open your chat with that person > tap the flag icon (iOS) or the ellipses icon (Android) in the top right-hand corner > Unmatch.



Romance Scam

Dating apps have made finding a connection with someone easier than ever. Yet, as is the nature of the internet, it's also created an opportunity for scammers. These scammers prey on individuals who are already making themselves vulnerable in looking for a connection and can be hard to spot. Sometimes a criminal will adopt a fake persona, but others may even use their real identity to impose the illusion of a romantic or close relationship to manipulate and steal. It might all seem innocent, but there are some telltale signs that you should look out for.

How to spot a scam:

They're a 10 but a crypto expert:

Hard pass. If a new love interest is giving you crypto or investment advice, there is a high probability that it's a scam. Always report these interactions back to the platform where you met.

The promise of a big return of investment or help secure financial future:

Scammers will use techniques to focus on how a large sum of returns could improve your life or what you could do with this new money. Be skeptical of anyone who appears to be wealthy and successful and wants to teach you how to invest and make money.

Scams can look different and constantly evolve. Keep your guard up and stay vigilant

Online scams have evolved as online platforms have become more accessible and gained popularity. Scammers can also play the long game and don't just come out and ask for money when first getting to know someone. They often don't start talking about finance until months later after they've gained your trust. As a rule it's best to never send or receive money via a wire transfer, money order, currency exchange, gift card or investment with someone you've never met in person.. Not for any reason. Ever.

If it seems too good to be true

Frequent, over-the-top displays of affection or attention - or "lovebombing" - is a red flag. A scammer wants to establish a relationship as quickly as possible, so be wary of anyone who says your introduction was "fate," makes grand promises and even proposes marriage very quickly.

If they avoid meeting online

Scam artists will often make plans and cancel at the last minute due to unforeseen, often serious circumstances. These excuses - like a medical or family emergency, or something keeping them overseas - often become the reason they ask for financial support.

How to protect yourself from scam:

Beyond spotting a scammer in action, there are a number of things you can do to take control of your safety and protect yourself from a scam.

Ask questions

Much like you would in getting to know a potential match, get to know people on a personal level by asking all of the questions. Look out for inconsistent facts and stories, or vague answers to very specific questions.

Check out their photos

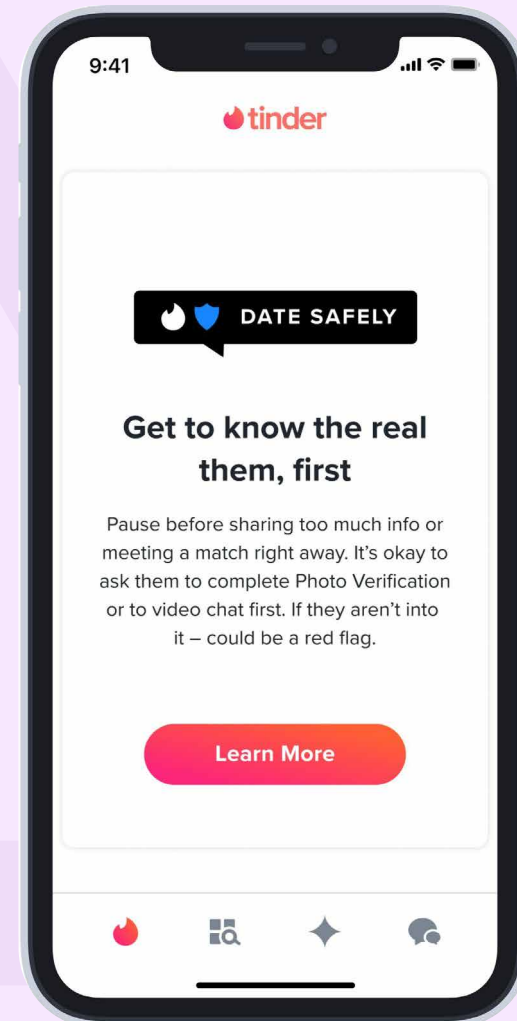
Scammers rarely use their own photos. Tinder's Photo Verification helps confirm that they are the person in their profile by comparing profile photos with a series of posed photos taken in-app. For a safer match, stick with profiles that are photo verified.

Avoid sharing financial information

Never share your financial details, such as your bank account number, credit card information, or any other sensitive financial data with anyone you've just met online. Scammers often try to gain trust before asking for money or offering a seemingly legitimate reason for needing your financial information. Protect yourself by keeping all financial details private.

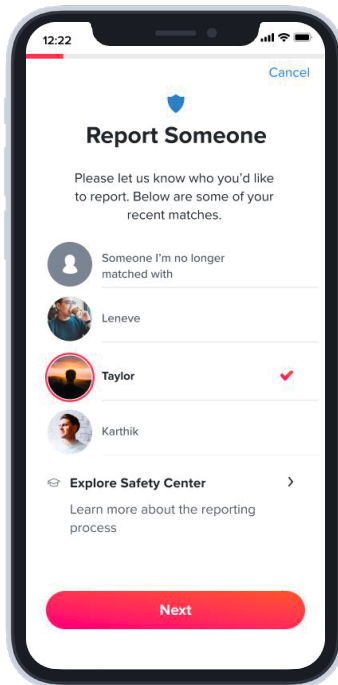
Educate Yourself:

Stay informed about common scams to keep your online experience secure. Use Tinder's safety tools to protect yourself and if anything seems suspicious, promptly report it through the in-app feature. Being proactive and aware ensures a safer and more enjoyable dating journey!



How to report

You can report anyone regardless of if you've matched with them or not and can select from a number of reasons for reporting. Our enhanced reporting process is designed to give survivors more control over what step they want to take next — whether it's making a formal report immediately, unmatching and making a report later, or reaching out to Tinder's network of support resources. The details will not be shared with the person you're reporting. The reporting process was recently redesigned using guidance from RAINN to give survivors more agency over whatstep they want to take next



Reporting before you match

Click on the profile of the person you want to report. Click on the three dots on the top left or scroll down and tap the “Report” button to select your reason and send us a quick, confidential report.

Reporting after you match

From your message screen, click on the shield icon on the top right and then tap the following icon to select your reason and send us a quick, confidential report.

Reporting someone you unmatched with

Continuing to see a bad actor in a match list can be triggering and traumatising, which is why we've designed our reporting system to allow users to unmatched and yet still easily report directly from the app. The ability to make a report after unmatched someone may be necessary for a few reasons. Users should feel confident they can hold someone accountable, even if they are unmatched, so we have created a more direct way to report directly in the app.

Confirming a user is physically safe

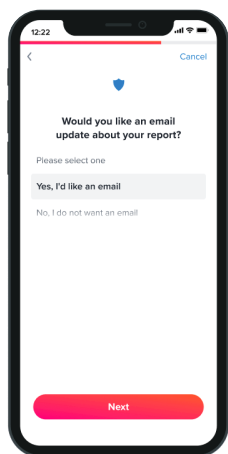
A screen has been introduced that inquires about physical safety and encourages outreach to law enforcement, if needed.

Reporting images or messages so we can take quick action

One of the many reasons for not reporting inappropriate behaviour is the fear that action won't be taken after a report has been made. To ensure we can take the appropriate action quickly with minimal follow up needed, we have options to report individual images or messages, and more space for open-ended responses. We do not proactively share this information with anyone.

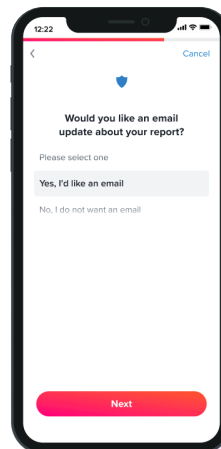
What happens after I report?

You've done your part by letting us know something is up — now it's our turn. Here's what to expect after you report someone on Tinder:



Greater transparency about the reporting process

To encourage survivors to complete the reporting process, a progress bar is in place to give a sense of how much more time and information will be required. Access to the Safety Centre has been added in this first screen, which offers more information about how reporting works on Tinder and what happens to a report once it's complete.

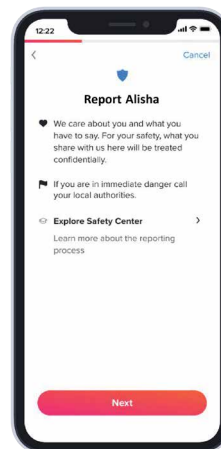
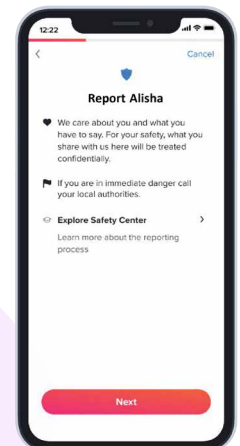


Final Review Screen:

The review screen gives users the opportunity to add any additional information and review the details of their report so they can submit with confidence.

Giving users choice over the information they receive:

The final step in reporting is receiving follow-up information about what action was taken because of the report. We let users choose how they want to close the loop on their report. Users can opt-out of receiving a follow-up report, if they prefer. For those who do want these details, updated responses from user support teams will provide more clarity about the actions we've taken on an individual report, within the confines of what we can share.



Every report taken seriously:

Because of privacy guidelines, we may not always be able to share the details of a report with you, but every report is taken seriously and handled with care. Once you have reported, the specific account will no longer be shown in your match list or appear while searching for new connections. None of the details you provided will be shared with the person you reported. A member of our Trust & Safety team will look into the matter to determine next steps and take action based on our Community Guidelines. If you submitted a report via email/form during the reporting flow, you may reply to the automated response to follow-up.

Let's talk Gender Fostering Inclusive Connections



Gender is a spectrum, comprising myriad ways of experiencing and expressing identity. It extends far beyond the traditional male-female binary, encompassing a diverse array of identities. CSR has pioneered humane, equitable, and gender-equal progress. With decades of experience, it has woven gender into the fabric of society.

As the first app based dating service to break the limitations of representing yourself just in the binary, Tinder has always supported its users' freedom to explore their individuality and how they show up in the app and IRL. In 2022, Tinder introduced [letstalkgender.in](https://www.tinder.com/letstalkgender) — an initiative that demystifies the limitations of the binary construct, emphasizes the importance of pronouns, and addresses questions about partnering with someone who identifies as queer. Taking a cue from the 50+ gender orientations and 9 sexual orientations available on the app, Tinder encourages self expression and an inclusive dating experience on the app and beyond.

Respecting Diverse Identities

The inclusive realm of online dating welcomes individuals from various walks of life and gender identities. Cultivating genuine connections requires a respectful attitude towards every unique identity.

Ask, Understand, Connect

Watch your words, as they carry weight. There's no room for guesswork when it comes to someone's gender or identity—asking is always the right approach. Start conversations by sharing your pronouns and inviting your potential match to do the same. Expressing your pronouns in the introduction signifies your commitment to respecting theirs while encouraging them to reciprocate.

Open Mind for Meaningful Bonds

When embarking on the journey of online romance, remember that empathy is essential. Approach conversations with an open mind, recognizing that some individuals may willingly share their gender experiences, while others may not. The exploration of your own sexuality is a valuable endeavour; it's perfectly fine not to resonate with every experience. As you engage with potential partners, be candid about your feelings and uncertainties, as fostering sincere dialogue paves the way for genuine connections.

Stay Curious & Learn

The bedrock of an authentic dating experience is continuous learning and mutual respect. It's not a one-time fix, but an ongoing journey of learning. Embrace diverse perspectives, engage with various people, and be open to new ideas to enrich your understanding. With an open mind, you'll be well-equipped to navigate gender complexities and forge meaningful connections.

Resources



- [One Future Collective](#) (+91 90195 48792)
is a feminist youth-led not-for-profit for social justice support
- [Umang LBT Support Group](#) (+91 99300 95856)
is a community support group for lesbian women, bisexual women and trans persons
- [Pink Legal](#) (+91 99599 04400)
is India's first ever website dedicated to women's rights and women's law
- [The Humsafar Trust](#) (+91 98929 40966)
is an LGBTQIA+ Rights support group in India
- [National Commission For Women](#) (011 26942369, 011 26944754)
is a government body protecting and promoting the interests of women in India
- [National Cyber Crime Reporting](#) (1930)
is a government initiative aimed at helping victims of cybercrime lodge complaints online
- [Women In Distress](#) (1091)
is a government helpline number to assist a woman in distress or in a case of emergency
- [National Human Right Commision](#) (011 23385368, +91 9810298900)
is an organisation set up for the protection and promotion of human rights
- [Delhi Commission for Women](#) (011 23379181, 011 23370597)
is a statutory body constituted to investigate and examine all matters relating to the safety and security of women in Delhi
- [All India Women's Conference](#) (10921, 011 23389680)
is a non profit organisation dedicated to supporting women's rights in India
- [Women Helpline Domestic Abuse](#) (181)
is a helpline which provides 24 hours immediate and emergency response to women affected by violence
- [Crisis Intervention Centre](#) (+91 011 46131929)
is CSR India's platform to support gender-based violence, discrimination, or assault IRL and online

